



Registrierung für eine Senioren IPIN – www.itftennis.com/ipin

Ab 17. Mai 2011 können sich Spieler für eine Senioren IPIN (Lizenz) registrieren.

Um ab 2012 an den Turnieren des ITF Seniors Circuits teilnehmen zu können, muss jeder Teilnehmer eine IPIN (International Player Identification Number) besitzen. Mit dieser IPIN kann jede/r Spieler/in eindeutig identifiziert werden.

Mit der Einführung der Senioren IPIN bietet der ITF den Spielern des ITF Seniors Circuits die Möglichkeit sich über ihr persönliches IPIN-Konto bei Turnieren an- und abzumelden.

Bis Ende 2011 können die Spieler des ITF Seniors Circuits über ihr IPIN-Konto nur aktuelle Informationen und Änderungen zu Turnieren, sowie die neuesten Regeln abfragen.

Ab November 2011 können sich dann alle Spieler über ihr IPIN-Konto für die Turniere des ITF Seniors Circuits im Jahr 2012 anmelden.

Diese einfache, schrittweise Benutzeranleitung hilft Ihnen bei der Registrierung für Ihre IPIN auf der Webseite des ITF.

Wenn Sie Probleme bei der Registrierung für Ihre IPIN haben bzw. nach dem Lesen dieses Dokuments Probleme mit der Webseite auftreten, kontaktieren Sie bitte die ITF per E-mail: ipinseniors@itftennis.com



1. SCHRITT

Gehen Sie zur ITF Tennis IPIN-Webseite www.itftennis.com/ipin (siehe Bild unten) und klicken dort auf den folgenden Link ->

Welcome to the ITF IPIN Website!

The IPIN website is available in three languages: English, French and Spanish – click on the appropriate flag in the header bar above.

ALL players competing in ITF Junior, Pro Circuit and ITF NEC Wheelchair tournaments require an IPIN membership. From 2012, an IPIN will also be required for players on the ITF Seniors Circuit (over 35 age groups) and memberships for Seniors will be available from May 2011. Please do not attempt to register for a Seniors IPIN before this time.

Players who register for IPIN Membership will receive their IPIN (International Player Identification Number) which will remain the same throughout their career as they play on the ITF Juniors Circuit and ITF Pro and Seniors Circuits, or compete on the ITF NEC Wheelchair Tennis Tour.

Your annual membership will be valid from the date of registration/renewal until 31st December of the same year. However, if you register during the months of November or December, your membership will be valid for the remainder of the current year *and* the whole of the following year.

Players are then required to renew their IPIN Membership and pay the appropriate fee every calendar year.

IPIN Membership registrations/renewals for 2011 can be made online from November 1st.

To learn more about IPIN please make a selection from the menu bar above paying particular attention to the Frequently Asked Questions (FAQs) section.

If you are a player, click here to register for your IPIN Membership

Login to the IPIN Online Service

If you have registered for your IPIN Membership click on the link below to login.

[Login](#)

Important Information for Players

All players will be uniquely identified by their IPIN, which is created when a player's details are first entered into the ITF database.

The ITF Junior, Pro Circuits and NEC Wheelchair Tennis Tour regulations require all players to present a valid IPIN to the Tournament Supervisor or Director on-site. Failure to do so could result in the rejection of your entry.

All players who play on the ITF Junior, Pro Circuit or NEC Wheelchair Tennis Tour must have registered for an IPIN Membership. Once players have registered successfully they will be given access to the IPIN online service which enables Junior and Pro Circuit players to manage their playing schedule online using the entry/withdrawal feature as well as view and pay their code of conduct fines online. Players in the ITF NEC Wheelchair Tennis Tour will be able, amongst other benefits, to review their up to date code of conduct record and the latest tournament calendar information.

The annual IPIN Membership fee is **US\$20** for NEC Wheelchair Tennis Tour players, **US\$30** for Juniors Circuit players and **US\$55** for Pro Circuit players, payable online by credit card during the registration process.

[Please click here to register for your IPIN Membership](#)

2. SCHRITT

Wählen Sie die Sprache in der Sie die Webseite ansehen möchten.

ipin Online Services provided by the International Tennis Federation

Welcome
Choose a language...


English

Bienvenue
Choisissez une langue...


Français

Recepción
Elija una lengua...


Español

ipin international player identification number

© Copyright International Tennis Federation. [Terms and Conditions](#) [Privacy Policy](#) [Contact Us](#)



3. SCHRITT

Klicken Sie auf den folgenden Link, um mit der IPIN Registrierung fortfahren

Welcome to IPIN

The **ipin** (International Player Identification Number) is brought to you by the International Tennis Federation, the world governing body of tennis.

All players who wish to compete in ITF Junior Circuit, ITF Pro Circuit or ITF NEC Wheelchair Tennis Tour tournaments are required to have a current IPIN Membership.

As well as allowing players to play in ITF tournaments, IPIN Membership provides access to the IPIN Online Service which helps you to manage your tennis career and keeps you up-to-date at all times! Pro Circuit players can also use the service to manage their tournament entries online.

You can obtain your IPIN Membership by paying the annual registration fee.

Please make sure you understand when your IPIN membership will expire before continuing.

[Click here to register for your IPIN membership now!](#)

[For more information click here](#)

Login

ipin:

Password:

[Register](#)

[Forgotten your ipin / password?](#)

Current Notices

IPIN For Seniors Circuit
IPIN for Seniors (over 35 age groups) will be available from May 2011 onwards. Do not attempt to register for a Seniors IPIN before this time. A notice will be posted here when the system is ready to accept Seniors Tennis applications.

IPIN Membership
To renew your IPIN Membership simply login to your IPIN account and follow the instructions to register for 2011.

Membership Expiry Dates
* Registrations/renewals made between 01 January – 31 October will expire on 31 December of the current year.
* Registrations/renewals made between 01 November – 31 December will expire on 31 December of the following year.

ipin international player identification number

ITF International Tennis Federation

IPIN v3.5 © International Tennis Federation. [Terms and Conditions](#) [Privacy Policy](#) [Contact Us](#)

4. SCHRITT

Der nächste Bildschirm fordert Sie zur Eingabe Ihrer E-Mail-Adresse auf. Bitte geben Sie eine gültige E-Mail-Adresse ein, da zur Bestätigung der E-Mail-Adresse eine automatische Nachricht an das angegebene E-Mail-Postfach geschickt wird. Eine E-Mail-Adresse kann nur einmal für eine IPIN-Registrierung verwendet werden. Sollten Sie versuchen, für mehr als eine Person eine IPIN zu registrieren, brauchen Sie dazu jeweils eine separate E-Mail-Adresse.



Online Services provided by the International Tennis Federation



Register for your IPIN Membership

Please enter your email address

We will send all messages relating to your **ipin** Membership to the email address that you specify. We strongly recommend that you use an email account which provides you with access to your messages from anywhere in the world.

Before submitting your email address we strongly recommend that you save the **ipin@itftennis.com** email address in your email address book. This will ensure that your email account supplier will accept all **ipin** emails sent from the ITF. Doing this now will reduce the chances of you having problems in registering for your **ipin** Membership.

Enter your email address and click SUBMIT.

Email

Step 1 Verify Your Email

- Step 2 Search for Your Details
- Step 3 Select Your Player Record
- Step 4 Confirm Personal Details
- Step 5 Set Up Account Security
- Step 6 Enter Contact Details
- Step 7 Select Circuit Category (Optional)
- Step 8 Player Welfare Statement
- Step 9 Payment





Dieser Bildschirm wird nur zu Informationszwecken
angezeigt

Register for your IPIN Membership

Email Address Verification

You will shortly receive an email confirming that your email account is active and ready to receive **ipin** notifications.

Please check your email account and follow the instructions outlined in this email to guide you through the next stages of the **ipin** Membership registration process.

Step 1 Verify Your Email
Step 2 Search for Your Details
Step 3 Select Your Player Record
Step 4 Confirm Personal Details
Step 5 Set Up Account Security
Step 6 Enter Contact Details
Step 7 Select Circuit Category (Optional)
Step 8 Player Welfare Statement
Step 9 Payment

ipin international player identification number

IPIN v4 © International Tennis Federation. [Terms and Conditions](#) [Privacy Policy](#) [Contact Us](#)

5. SCHRITT

Innerhalb weniger Minuten erhalten Sie eine E-Mail vom IPIN-Service mit der Aufforderung, Ihre E-Mail-Adresse zu bestätigen. Öffnen Sie die E-Mail und klicken Sie auf den entsprechenden Link.

Cc:
Subject: IPIN - Please confirm your email address

Automated Message from The International Tennis Federation, London.

Register for your IPIN Membership

This email has been sent to you to validate the email address you provided during the IPIN registration process.

Click the link below to return to the ITF website and continue the IPIN registration process.

<http://ipin-frontend-uat/newregister/emailreturn.asp?regid=60246&CRC=0x0000eb56>

If you cannot click on this link, please copy and paste the entire link shown above into your web browser address bar.

This message has been generated automatically. Please do not reply directly to it. If you have a query regarding the IPIN Online Service please visit the IPIN website <http://ipin.itftennis.com> or contact the ITF by email, outlining your query. Contact details for all ITF Tennis Circuits are given on the IPIN website. Please indicate whether you play on the ITF Junior Circuit, ITF Pro Circuit, ITF Seniors Circuit or NEC Wheelchair Tennis Tour.

Sollte es Ihnen aufgrund der Einstellungen in Ihrem E-Mail-Postfach nicht gelingen, auf den Link zu klicken, kopieren Sie bitte den Link in die Adressleiste Ihres Webbrowsers.



6. SCHRITT

Mit diesem Link gelangen Sie zurück zur IPIN-Registrierungsseite. In dieser Abfragemaske füllen Sie bitte Ihre persönlichen Daten aus - Nachname (Es darf nur der Anfangsbuchstaben des Nachnamens mit Großbuchstaben eingegeben werden), Geschlecht, Staatsangehörigkeit und Geburtsdatum. Bitte geben Sie **keine Umlaute** wie ä, ö oder ü ein. Nach dem Ausfüllen bestätigen Sie Ihre Eingabe indem Sie die Schaltfläche „Submit“ drücken.

Online Services provided by the International Tennis Federation

Register for your IPIN Membership

To register for your **ipin** Membership, please enter your details below and click 'Submit'. If you are currently a tennis player on the ITF Junior, Pro Circuit, ITF Seniors or NEC Wheelchair Tennis Tour and are in our database, we will try to find your player record.

Please enter your personal details

Family Name:

Gender:

Nation:

Date of Birth:

Alternatively enter your IPIN

ipin:

Step 1 Verify Your Email
Step 2 Search for Your Details
Step 3 Select Your Player Record
Step 4 Confirm Personal Details
Step 5 Set Up Account Security
Step 6 Enter Contact Details
Step 7 Select Circuit Category (Optional)
Step 8 Player Welfare Statement
Step 9 Payment

ipin international player identification number

IPIN v4 © International Tennis Federation. [Terms and Conditions](#) [Privacy Policy](#) [Contact Us](#)

7. SCHRITT - Nur im Fall, dass Ihr Spielerprofil nicht in der Datenbank gefunden wird (wenn Ihr Spielerprofil gefunden wird, gehen Sie bitte weiter zum 8. Schritt) Nachdem Sie die Schaltfläche „Submit“ gedrückt haben, kann es sein, dass Sie eine Nachricht erhalten, dass Ihr Spielerprofil nicht gefunden wurde. Das ist völlig normal, wenn Sie noch nie in einem Senioren- oder Pro Circuit-Turnier gespielt haben oder noch keine Punkte für ITF-Turniere erhalten haben. So sieht die Nachricht aus, die Sie erhalten.

Your player record could not be found

We were not able to find any players in our database who match the information you supplied in the search form.

You can also try one of the following options:

[Search again for your player record.](#)

If you have thoroughly searched through our player database and have not been able to find details of your player record, then you can request an **ipin** be created for you.

[Request an ipin.](#)

ipin international player identification number

IPIN v4 © International Tennis Federation. [Terms and Conditions](#) [Privacy Policy](#) [Contact Us](#)



Sollte Ihr Spielerprofil nicht gefunden werden, klicken Sie bitte auf den Link „Request an IPIN“ unten in der Nachricht.



Nächster
Bildschirm:

Request an IPIN

Please provide us with your personal and contact details below which will provide us with enough information to find your **ipin** details on our system or to create a new **ipin** record for you.

The information that you provide will only be used by the ITF and authorised affiliated organisations in relation to your participation in ITF Junior, Pro Circuits, Seniors and ITF NEC Wheelchair Tennis Tour tournaments.

Email addresses and phone numbers of players on the ITF Seniors Circuit (over 35 years old) will be released at the Entry Deadline to the official Tournament Organisers of ITF Seniors Circuit Tournaments entered by those players.

We take your privacy very seriously and we will not pass any personal details (including your e-mail address) to any 3rd party without your explicit consent. Please see our [Privacy Policy](#) for full details on how we process your personal information.

* indicates a required field.

Personal Details

Email: ig011@itftennis.com

Given Name: *

Family Name: *

Gender: *

Date of Birth: *

Nation: *

Check this box if you play on the NEC ITF Wheelchair Tennis Tour and require a Wheelchair IPIN.:

Contact Details

Primary Residence: *

Step 1 Verify Your Email

Step 2 Enter Personal And Contact Details

Step 3 Finish

Füllen Sie das Formular zum Anfordern einer IPIN aus. Die Pflichtfelder sind mit einem roten Stern (*) markiert. Klicken Sie auf die Schaltfläche „Submit“ am unteren Rand der Seite. Bitte beachten Sie: nur die Anfangsbuchstaben des Vor- und Nachnamens dürfen mit Großbuchstaben eingegeben werden.

Online Services provided by the International Tennis Federation

Request an IPIN

Thank you for submitting your details. The information that you have supplied will be verified by a member of the ITF staff.

If you submit the request after 1700hrs (UK time) on a Friday, the request will not be authorised before 0900hrs (UK time) on the following working day.

You will shortly receive an email with instructions on how to continue registering for your IPIN Membership.

Should you need to contact the ITF regarding your **ipin** Membership, you can do so by email. Contact details for all ITF Tennis Circuits are given on the IPIN website. Please indicate whether you play on the ITF Junior, Pro Circuit, Seniors Circuit or the NEC Wheelchair Tennis Tour.

Step 1 Verify Your Email

Step 2 Enter Personal And Contact Details

Step 3 Finish

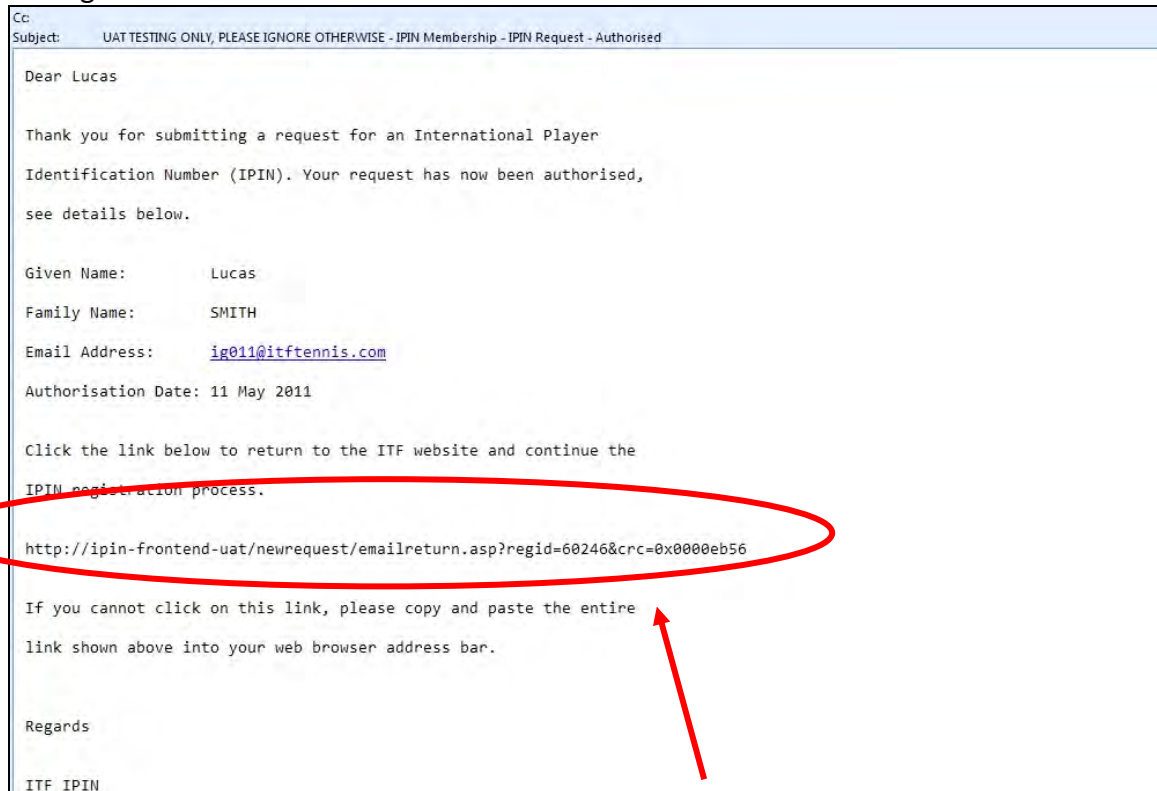
international player identification number

IPIN v4 © International Tennis Federation. [Terms and Conditions](#) [Privacy Policy](#) [Contact Us](#)

Sie sehen jetzt die Meldung, dass Ihre Anfrage für eine IPIN eingegangen ist und in Kürze beantwortet wird (Abbildung oben).



Es kann bis zu 72 Stunden dauern, bis Ihr Antrag auf eine IPIN bearbeitet ist, je nachdem, an welchem Wochentag Sie den Antrag gestellt haben. Unter der Woche erhalten Sie normalerweise innerhalb von 24 Stunden eine E-Mail-Bestätigung Ihrer Anfrage.



Wenn Sie die E-Mail-Bestätigung (oben) der ITF erhalten haben, folgen Sie bitte den Anweisungen in der E-Mail und gehen weiter zu Schritt 10.



8. SCHRITT – Wenn Ihr Spielerprofil gefunden wurde

Wenn Sie alle Felder in Schritt 6 ausgefüllt und Ihr Spielerprofil gefunden wurde, wird eine Nachricht wie die untenstehende angezeigt.

Register for your IPIN Membership

Select Your Player Record

Please select your player record from the list below and click on the "Submit" button.

Select	Name	Date of Birth	Last Tournament
<input checked="" type="radio"/>	SIEBERT, Gunther	04 April 1926	35th European International Championships, AUT (Grade 1) 22 Jan 2011 - Main Draw Singles, Final defeated by Angelo SALA (ITA)

1 player record(s) found.

You can also try one of the following options:
If you cannot find your player record in the above list, and you think that your details should already be on file, then you can try your search again. Ensure that the details you entered in the search form were correct and that you included your family name (surname) only on the search form.
[Search again for your player record.](#)

If you have thoroughly searched through our player database and have not been able to find details of your player record, then you can request an **ipin** be created for you.
[Request an ipin.](#)

ipin international player identification number

ITF International Tennis Federation

IPIN v4 © International Tennis Federation. [Terms and Conditions](#) [Privacy Policy](#) [Contact Us](#)

Step 1 Verify Your Email
Step 2 Search for Your Details
Step 3 Select Your Player Record
Step 4 Confirm Personal Details
Step 5 Set Up Account Security
Step 6 Enter Contact Details
Step 7 Select Circuit Category (Optional)
Step 8 Player Welfare Statement
Step 9 Payment

Wenn die Daten in Ihrem Spielerprofil korrekt sind, drücken Sie auf die kreisförmige Schaltfläche links neben Ihren Namen und danach die „Submit“-Schaltfläche.



9. SCHRITT

Nachdem Sie die „Submit“-Schaltfläche in Schritt 8 gedrückt haben, müssen Sie bestätigen, dass Ihre persönlichen Daten korrekt sind. Dazu markieren Sie das Kästchen am unteren Rand der Seite und drücken die „Submit“-Schaltfläche.

Register for your IPIN Membership

Confirm Personal Details

Here are the details we currently hold on file for you.

Full Name	Gunther SIEBERT
Gender	Male
Nation	Germany
Date of Birth	04 April 1926
Town/City	Not on file
County/State	Not on file
Country	Not on file
Current Ranking	Not on file
Last Tournament	35th European International Championships - AUT (Grade 1) 22 Jan 2011 - Main Draw Singles, Final defeated by Angelo SALA (ITA)

Please carefully examine the information above and tick this box to confirm that this is your player record.

Submit

Step 1 Verify Your Email
Step 2 Search for Your Details
Step 3 Select Your Player Record
Step 4 Confirm Personal Details
Step 5 Set Up Account Security
Step 6 Enter Contact Details
Step 7 Select Circuit Category (Optional)
Step 8 Player Welfare Statement
Step 9 Payment

ipin international player identification number

IPIN v4 © International Tennis Federation. [Terms and Conditions](#) [Privacy Policy](#) [Contact Us](#)

10. SCHRITT

Wählen Sie nun ein Passwort mit dem Sie sich bei Ihrem IPIN-Konto anmelden. Nehmen Sie ein Passwort, das Sie sich leicht merken können.

Register for your IPIN Membership

Security Details

Please enter your security details below.

Email: ig012@itfennis.com

Password: *

Confirm Password: *

Secret Question: Please select *

Secret Answer: *

Submit

Step 1 Verify Your Email
Step 2 Search for Your Details
Step 3 Select Your Player Record
Step 4 Confirm Personal Details
Step 5 Set Up Account Security
Step 6 Enter Contact Details
Step 7 Select Circuit Category (Optional)
Step 8 Player Welfare Statement
Step 9 Payment

ipin international player identification number

IPIN v4 © International Tennis Federation. [Terms and Conditions](#) [Privacy Policy](#) [Contact Us](#)



Für den Fall, dass Sie irgendwann einmal Ihr Passwort vergessen, wird der ITF Sie um die Beantwortung einer Sicherheitsfrage bitten. Wählen Sie aus der Dropdown-Liste eine Sicherheitsfrage aus und geben Ihre geheime Antwort ein. Danach drücken Sie die „Submit“-Schaltfläche.

The screenshot shows the 'Register for your IPIN Membership' page. The main section is titled 'Security Details' and asks the user to enter their security details. The fields are: Email (ig012@itftennis.com), Password (masked with dots), Confirm Password (masked with dots), Secret Question (a dropdown menu with options like 'What is your mothers maiden name?', 'What was your favorite place to visit?', etc.), and Secret Answer (a text input field). A progress bar on the right side of the page shows the current step: 'Step 5 Set Up Account Security'. The footer contains the IPIN logo, the text 'international player identification number', and the ITF logo. At the bottom, there is a copyright notice for IPIN v4 and links to 'Terms and Conditions', 'Privacy Policy', and 'Contact Us'.

11. SCHRITT

Auf dem nächsten Bildschirm werden Sie aufgefordert, Ihre Kontaktdaten einzugeben. Füllen Sie alle erforderlichen Felder aus und drücken dann die „Submit“-Schaltfläche am unteren Rand des Bildschirms.



Online Services provided by the International Tennis Federation



Register for your IPIN Membership

Please check your personal details below and provide us with your contact details.

The information that you provide will only be used by the ITF and authorised affiliated organisations in relation to your participation in ITF Pro Circuit tournaments. We take your privacy very seriously and we will not pass any personal details (including your e-mail address) to any 3rd party without your explicit consent. Please see our [Privacy Policy](#) for full details on how we process your personal information.

If any of the information shown below is incorrect please let us know at ipin@itftennis.com and remember to include details of your **ipin**.

* denotes a required field.

Personal Details

Full Name: Lucas SMITH
Gender: Male
Date of Birth: 13 September 1956
Nation: Australia

Contact Details

Primary Residence: *

- Step 1 Verify Your Email
- Step 2 Search for Your Details
- Step 3 Select Your Player Record
- Step 4 Confirm Personal Details
- Step 5 Set Up Account Security
- Step 6 Enter Contact Details**
- Step 7 Select Circuit Category (Optional)
- Step 8 Player Welfare Statement
- Step 9 Payment



12. SCHRITT

Sie haben nun die Wahl für welches IPIN-Konto Sie sich registrieren möchten – entweder nur für eine Senior-IPIN oder zusätzlich für eine Pro Circuit-IPIN.

Bei Anmeldung vor dem 31. Oktober 2011 ist die Senioren-IPIN ist kostenlos. Ab 2012 kostet sie dann US \$20.

Die IPIN für den Pro Circuit kostet US \$55 pro Jahr und sollte nur gewählt werden, wenn Sie bei den Tennisprofis der Damen oder Herren mitspielen möchten.

BITTE UNBEDINGT DARAUFGAHTEN, DASS SIE DIE RICHTIGE OPTION MARKIEREN.

Wenn Sie sich vorerst nur für die Senioren-IPIN registrieren möchten und dann später an einem Pro Circuit Event teilnehmen wollen, können Sie sich jederzeit auf Ihrem IPIN-Konto durch die Zahlung von US \$ 55 auch für eine Pro Circuit-IPIN anmelden.

Wenn Sie Ihr IPIN-Konto gewählt haben, drücken Sie die „Submit“-Schaltfläche.

Register for your IPIN Membership

Tennis Category

If you intend to play in ITF Seniors Circuit tournaments (over 35 age category or above), register for the Seniors IPIN Membership by clicking the "ITF Seniors Circuit only" option below.

If you intend to play in any ITF Pro Circuit tournaments (ITF Men's Circuit or ITF Women's Circuit), select the "Seniors and Pro Circuits" option. This option will give you membership for ITF Pro Circuits, which will include Seniors IPIN membership at no additional cost.

Seniors Circuit: US\$0.00 (FREE OF CHARGE)

ITF Pro Circuit and ITF Seniors Circuit: US\$55.00

Submit

Step 1 Verify Your Email
Step 2 Search for Your Details
Step 3 Select Your Player Record
Step 4 Confirm Personal Details
Step 5 Set Up Account Security
Step 6 Enter Contact Details
Step 7 Select Circuit Category (Optional)
Step 8 Player Welfare Statement
Step 9 Payment

EARLY REGISTRATION PERIOD

New Seniors IPIN registrations processed before 31 October 2011 receive their membership FREE OF CHARGE as opposed to the normal cost of 20 US\$ for 2012.

ipin international player identification number

ITF International Tennis Federation

IPIN v4 © International Tennis Federation. [Terms and Conditions](#) [Privacy Policy](#) [Contact Us](#)



13. SCHRITT

Danach erscheint das Fenster „Player Welfare Statement“ mit Details zu Versicherung, Anti-Doping etc. Bitte lesen Sie es aufmerksam.

The screenshot shows the IPIN registration interface. At the top left is the IPIN logo and a barcode. To the right, it says "Online Services provided by the International Tennis Federation" and the ITF logo. The main heading is "Register for your IPIN Membership". Below this, a grey box contains the instruction: "Please read and acknowledge the Player Welfare Statement below before continuing to our secure payment page to complete your registration." The "Player Welfare Statement" section is titled "1. Agreements of the Player" and contains a declaration: "I declare that I am aware of and will abide by the Rules of Tennis, as approved by the International Tennis Federation, the ITF Pro Circuit and/or ITF Junior Circuit and/or ITF Seniors and/or ITF Wheelchair Tennis Regulations and Code of Conduct, as amended from time to time by the ITF Men's and Women's and/or Junior and/or Seniors and/or Wheelchair Tennis Circuit Committees (the 'Rules'). The Rules include, but are not limited to the Age Eligibility Rule; the ITF Tennis Anti-Doping program; the Uniform Tennis Anti-Corruption Program and the ITF Player Welfare Policy. Finally, I understand that this agreement will remain in full force and effect until I further advise the ITF in writing that I am permanently retiring from participation in tennis with immediate effect." To the right of the statement is a vertical progress bar with steps 1 through 9. Step 8, "Player Welfare Statement", is highlighted in grey, indicating the current step. The other steps are: Step 1 Verify Your Email, Step 2 Search for Your Details, Step 3 Select Your Player Record, Step 4 Confirm Personal Details, Step 5 Set Up Account Security, Step 6 Enter Contact Details, Step 7 Select Circuit Category (Optional), and Step 9 Payment.

Markieren Sie das Kästchen am Ende der Seite und drücken auf „Confirm“.

This screenshot shows the "Player Agreement" section. It contains the text: "I, Lucas SMITH, have read, understood, consent and agree to the above agreements of the player (section 1), Anti-Doping Consent (section 2), and Anti-Corruption Consent (section 3), Eligibility for Wheelchair Tennis Players (section 4) (where applicable) and Minor Medical release (section 5) (where applicable)". Below this text is a checkbox with the label "Tick this checkbox to indicate that you have read and accept the IPIN Player Welfare Statement". The checkbox is currently unchecked. A red circle highlights the "Confirm" button located below the checkbox. Two red arrows point from the top of the page towards the checkbox and the "Confirm" button. At the bottom of the page, there is a footer with the IPIN logo, the text "international player identification number", and the ITF logo. Below the footer, there is a line of small text: "IPIN v4 © International Tennis Federation. [Terms and Conditions](#) [Privacy Policy](#) [Contact Us](#)".



14. SCHRITT

Lesen Sie die AGB auf dem Bildschirm unten und markieren das Kästchen am Ende des Textes um zu bestätigen, dass Sie mit ihnen einverstanden sind.

our secure payment page to complete your registration.

Registration Details

Name	Email	IPIN Membership Dates	IPIN Membership	Registration Fee
Lucas SMITH	ig011@itftennis.com	11 May 2011 to 31 Dec 2012 (EARLY REGISTRATION PERIOD)	Seniors Circuit	US\$0.00 (FREE OF CHARGE)

Terms and Conditions

The following Terms and Conditions apply to your use of the IPIN Online Service (the Website at ipin.itftennis.com) and to your purchase of/application for an IPIN Membership from the International Tennis Federation (together the IPIN Services).

In case of discrepancy between the English, French or Spanish versions of these Terms & Conditions, or any other content within the Website, the English version shall prevail.

1. INTRODUCTION

1.1 These services are operated by ITF Licensing (UK) Limited ("the ITF") of Bank Lane, Roehampton, London, SW15 5XZ, United Kingdom. Our company registration number is 2584446, and our VAT number is GB726079327.

1.2 These Terms and Conditions shall apply to any legal or natural person accessing this site or using the service provided.

1.3 Access to, and use of, the services are at all times at the sole discretion of the ITF and the service is only available to a User with the consent of the ITF. The ITF can withhold consent to your use of this site at any time notwithstanding that you may have made previous use of the service.

Please check this box to indicate you have read and accepted the Terms and Conditions relating to your use of the ipin Online Service.

Payment Method



**** FREE OF CHARGE ****
There is no charge for this IPIN membership at the current time

Step 6 Enter Contact Details
Step 7 Select Circuit Category (Optional)
Step 8 Player Welfare Statement
Step 9 Payment

Bitte bestätigen Sie die AGB durch Markieren des Kästchens und drücken dann auf „Confirm“.

15. SCHRITT

Danach erscheint der Bildschirm unten – bitte bestätigen Sie mit OK. Sie erhalten dann in Kürze per E-Mail eine Bestätigung Ihrer IPIN.



 Online Services provided by the International Tennis Federation 

Register for your IPIN Membership

Free of Charge

There is no charge for this IPIN membership at the current time

Click OK to confirm this action

 international player identification number 

IPIN v4 © International Tennis Federation. [Terms and Conditions](#) [Privacy Policy](#) [Contact Us](#)



16. SCHRITT

Wenn Sie die Nachricht unten erhalten: Herzlichen Glückwunsch, Sie haben sich erfolgreich für Ihre IPIN registriert.

Register for your IPIN Membership

Registration Completed

Your IPIN registration has been successfully submitted for processing. You will now receive confirmation of your IPIN membership by email.

Please ensure that you keep a record of your **ipin** and the password, which you supplied during the registration process, as you will require these details in order to use the **ipin** Online Service.

Thank you for registering for **ipin** Membership.

[Return to the IPIN home page](#)

ipin international player identification number

ITF International Tennis Federation

IPIN v4 © International Tennis Federation. [Terms and Conditions](#) [Privacy Policy](#) [Contact Us](#)

Sie sollten innerhalb der nächsten 24 bis 48 Stunden eine E-Mail erhalten mit der Bestätigung, dass ihre Registrierung erfolgreich war.

Cc:

Subject: UAT TESTING ONLY, PLEASE IGNORE OTHERWISE - IPIN Membership - Registration Confirmation [DO NOT DELETE]

Dear Lucas

You have successfully registered for your IPIN Membership and now have access to the IPIN Online Service. Your membership details appear below.

IPIN: SMI1300261

Given Name: Lucas

Family Name: SMITH

Email Address: ig011@itftennis.com

Registration Date: 11 May 2011

Expiry Date: 31 Dec 2012

IPIN Membership: Seniors Circuits

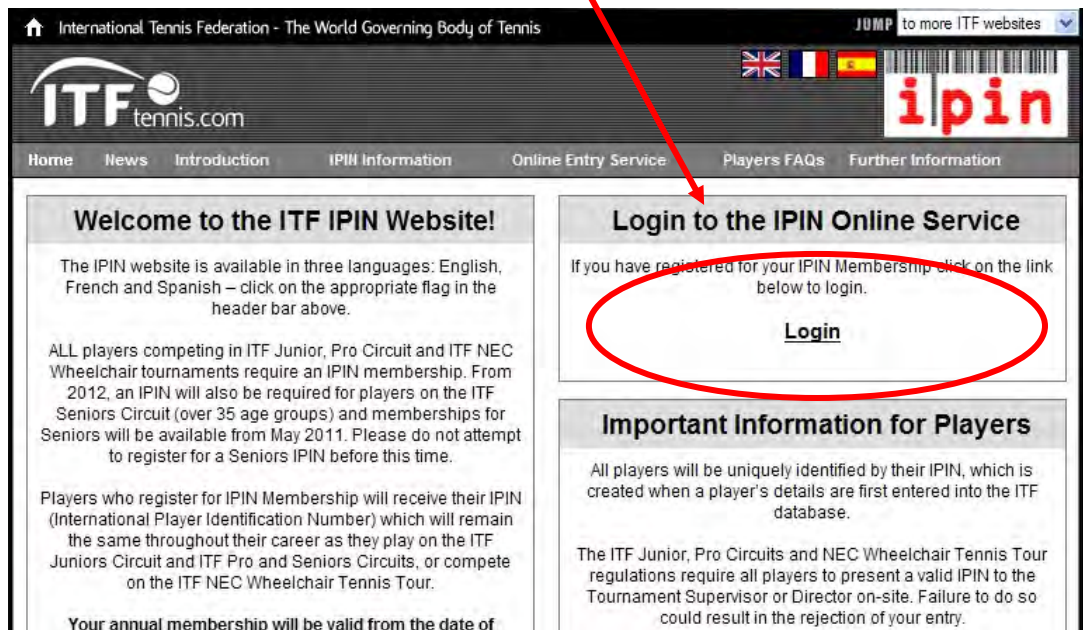
Payment Reference: N/A

Amount Owed: USD 0.00



17. SCHRITT

Sobald Sie die die Bestätigungs-E-Mail erhalten haben, dass Ihre IPIN registriert wurde, können Sie sich auf der ITF-IPIN-Webseite www.itftennis.com/ipin einloggen.



Wenn Sie auf der Anmeldeseite sind, geben Sie Ihr Passwort ein und drücken die „Submit“-Schaltfläche. Ihre IPIN-Homepage sollte wie in der Abbildung auf der nächsten Seite aussehen.



Dort finden Sie die neuesten Nachrichten, Veranstaltungshinweise und Turnierdaten, sowie die aktuellen Bestimmungen und Regeln.

Wenn Sie Probleme mit Ihrem IPIN-Konto haben, schicken Sie bitte eine E-Mail an die ITF: ipinseniors@itftennis.com.

The screenshot shows the IPIN website interface. At the top left is the IPIN logo with a barcode. To the right, it says "Online Services provided by the International Tennis Federation" and "ITF Seniors". The user is logged in as "LUCAS SMITH" and the date is "Wed 11 May 2011 17:32:32 (GMT)". There is a "Logout" link. Below the navigation bar, there are tabs for "Calendar", "Circuit Announcements", "Rules and Regs", and "My Profile". The "Calendar" tab is active, showing a date range from "04 July 2011" to "18 July 2011" and a "Show Tournaments" button. The main content area is titled "Currently Showing 21 tournaments" and is divided into two sections: "Week Commencing MONDAY 04 JULY 2011" and "Week Commencing MONDAY 11 JULY 2011". The first section contains a table with the following data:

Tournament Name	Start Date	Nation	Region	Grade	Entry Deadline	Withdrawal Deadline
Frinton-on-Sea 35th International Seniors Tournament - Frinton-on-Sea	04 July 2011	Great Britain	Europe	G3	15 June 2011	
Copa Ibérica 2 - Madrid	08 July 2011	Spain	Europe	G4	01 July 2011	
22nd TIS + Cognac - Cognac	09 July 2011	France	Europe	G3	06 July 2011	
80th Stanley Park Open - Vancouver	09 July 2011	Canada	North/Central America & Caribbean	G4	29 June 2011	
Latvian Open Seniors Championships - Jurmala	09 July 2011	Latvia	Europe	G5	30 July 2011	

The second section, "Week Commencing MONDAY 11 JULY 2011", has the same table structure but is currently empty.